

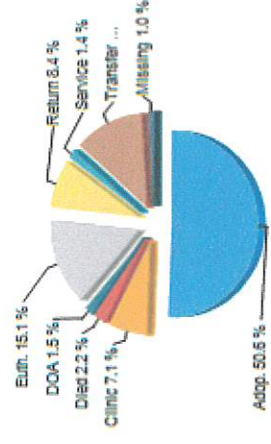
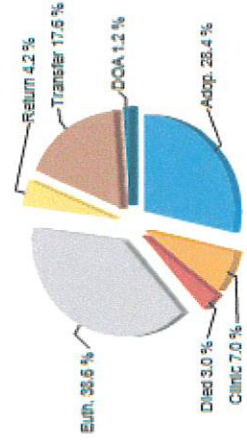
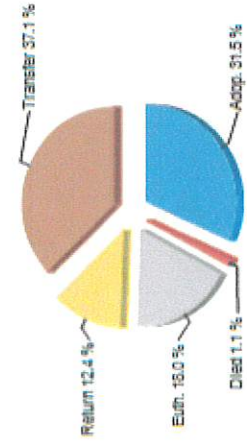
Shelter Statistics - Outcome

Start Date: September 01, 2018
End Date: September 30, 2018

does not include your shelter's data

does not include your shelter's data

	Your Shelter				Alabama (57 organizations)				United States (2616 organizations)						
	Dog		Cat		Dog		Cat		Dog		Cat				
	< year	year+	< year	year+	< year	year+	< year	year+	< year	year+	< year	year+			
Person															
A) Have Email Address	7	22	14	4	0	220	304	313	117	7	18,806	25,664	32,051	15,458	2,654
B) Have Phone Number	13	40	20	4	1	345	513	420	166	15	23,018	40,696	39,226	22,188	4,195
C) Have ZipCode	13	40	20	4	1	340	509	415	166	15	22,864	40,261	38,711	21,631	4,154
Totals by Outcome															
Adoption	9	24	19	4	0	299	308	327	126	15	19,338	25,188	34,241	16,173	3,233
Clinic	0	0	0	0	0	46	96	90	32	0	2,279	4,164	3,770	3,323	265
Died	0	1	1	0	0	17	10	69	16	1	369	350	2,335	954	257
DOA	0	0	0	0	0	0	2	0	0	0	57	983	113	1,044	639
Euthanasia	0	8	0	24	0	240	310	555	345	8	1,494	8,596	6,888	10,665	1,655
Missing	0	0	0	0	0	10	5	2	6	0	38	716	57	128	7
Return To Owner	4	16	1	0	1	27	118	4	11	0	1,465	11,758	751	1,944	362
Service	0	0	0	0	0	0	0	1	0	0	96	398	840	1,409	33
Transfer	10	42	1	13	0	358	221	48	31	6	5,469	8,637	5,114	4,012	1,405
Wildlife	0	0	0	0	0	0	0	0	0	19	0	0	0	0	952
Total	23	91	22	41	1	997	1,070	1,096	567	49	30,605	60,790	54,109	39,652	8,808



Earliest entry: 9/4/2018
Latest entry: 9/28/2018

Daily Use Date: 10/30/2009
Run Date: 10/2/2018 3:55:23 PM



EMPOWERING ANIMAL WELFARE THROUGH DATA MANAGEMENT

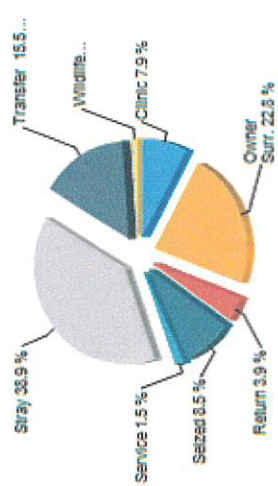
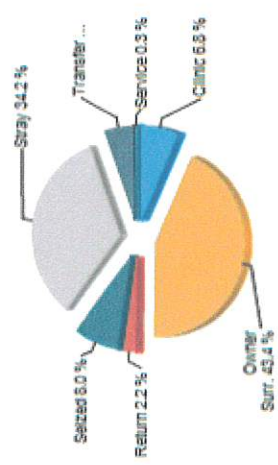
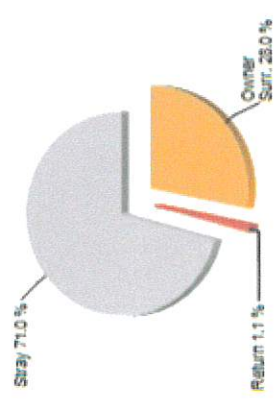
Shelter Statistics - Intake

Start Date: September 01, 2018
 End Date: September 30, 2018

does not include your shelter's data

does not include your shelter's data

	Your Shelter			Alabama (57 organizations)			United States (2616 organizations)				
	Dog	Cat	Other	Dog	Cat	Other	Dog	Cat	Other		
	< year	year+	year+	< year	year+	year+	< year	year+	year+		
Intakes That were:	1	9	0	1	0	0	7,148	21,174	7,778	12,426	304
Totals by Intake											
Clinic	0	0	0	0	95	89	2,570	4,652	4,143	3,671	317
Owner Surrender	11	24	5	12	480	538	6,588	12,102	12,840	10,416	2,449
Return	1	1	0	0	19	38	1,283	3,396	1,117	1,750	128
Seized	0	0	0	0	61	130	2,079	7,970	1,919	2,868	1,769
Service	0	0	0	0	0	1	140	1,083	501	1,013	118
Stray	9	69	10	44	354	447	9,038	21,003	25,513	18,387	1,836
Transfer	0	0	0	0	76	74	9,799	9,321	7,598	3,043	421
Wildlife	0	0	0	0	0	0	0	0	0	0	2,172
Total	21	94	15	56	1,036	1,120	31,497	59,527	53,631	41,148	9,210



Earliest entry: 9/4/2018
 Latest entry: 9/28/2018

Daily Use Date: 10/30/2009
 Run Date: 10/2/2018 3:55:23 PM



Russell County/Phenix City Animal Shelter

DEPOSITED REVENUE

September 1, 2018 - September 30, 2018

ADOPTION	\$4,250.00
ADMIN FEE	\$530.00
DONATION	\$55.00
IMPOUND/INTAKE	\$450.00
RABIES	
RESTITUTION (Phenix City Cases)	
RESTITUTION (Russell County Cases)	
Received from Russell County	
Due from Russell County	

GRAND TOTAL

\$5,285.00

Monthly Shelter Operational Cost \$16,181.00

I do affirm that the information provided is true and correct this 01 October 2018



Raymond J. Smith, Chief of Police