

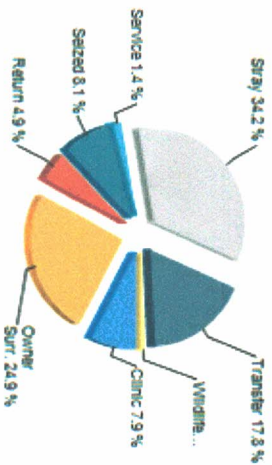


Start Date: December 01, 2018  
End Date: December 31, 2018

### Shelter Statistics - Intake

	Your Shelter			Alabama (57 organizations)			United States (2636 organizations)								
	Dog	Cat	Other	Dog	Cat	Other	Dog	Cat	Other						
	< year	year+	< year	year+	< year	year+	< year	year+	< year	year+					
<b>Intakes That were:</b>															
Previously Altered	1	12	0	1	0	53	167	29	67	0	6,347	19,936	7,865	12,135	275
<b>Totals by Intake</b>															
Clinic	0	0	0	0	0	18	50	39	24	0	2,226	3,283	3,461	2,980	83
Owner Surrender	3	10	3	1	0	591	300	307	253	9	6,600	11,682	8,178	9,133	2,171
Return	0	0	0	0	0	17	30	7	11	0	1,192	3,540	1,030	1,536	117
Seized	1	11	0	0	0	66	168	23	27	29	1,748	6,764	752	2,006	922
Service	0	0	0	0	0	0	1	0	1	0	121	845	343	793	88
Stray	1	57	3	21	0	264	411	157	124	1	8,435	18,739	10,951	12,334	1,304
Transfer	0	0	0	0	0	47	55	27	12	0	9,383	8,561	5,540	3,063	330
Wildlife	0	0	0	0	0	0	0	0	0	2	0	0	0	0	1,180
<b>Total</b>	<b>5</b>	<b>78</b>	<b>6</b>	<b>22</b>	<b>0</b>	<b>1,003</b>	<b>1,015</b>	<b>560</b>	<b>452</b>	<b>41</b>	<b>29,705</b>	<b>53,414</b>	<b>30,255</b>	<b>31,845</b>	<b>6,195</b>

does not include your shelter's data

does not include your shelter's data



Earliest entry: 12/3/2018  
Latest entry: 12/31/2018

Daily Use Date: 10/30/2009  
Run Date: 1/11/2019 1:32:12 PM



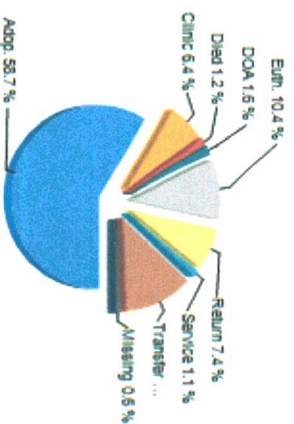
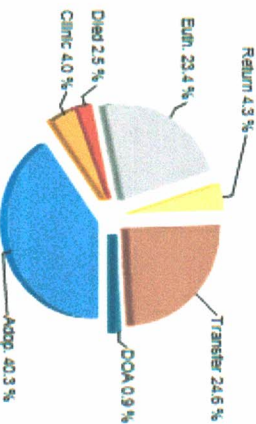
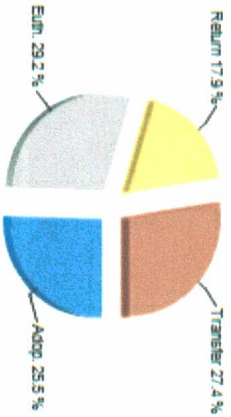
Start Date: December 01, 2018  
End Date: December 31, 2018

### Shelter Statistics - Outcome

does not include your shelter's data

does not include your shelter's data

Person	Your Shelter			Alabama (57 organizations)			United States (2636 organizations)							
	Dog	Cat	Other	Dog	Cat	Other	Dog	Cat	Other					
	< year	year+	< year	< year	year+	< year	year+	< year	year+					
A) Have Email Address	5	5	2	235	319	354	162	5	19,659	28,471	33,232	18,749	2,660	
B) Have Phone Number	9	30	4	331	487	475	241	9	23,778	42,534	39,999	25,401	3,623	
C) Have ZipCode	9	30	4	325	488	471	238	10	23,597	42,045	39,600	24,814	3,571	
<b>Totals by Outcome</b>														
Adoption	7	13	4	317	330	436	216	9	20,400	29,026	35,919	20,433	3,342	
Clinic	0	0	0	18	50	39	24	0	2,168	3,200	3,434	3,021	63	
Died	0	0	0	21	13	21	24	1	378	302	798	519	164	
DOA	0	0	0	1	0	0	0	0	41	1,157	72	1,082	573	
Euthanasia	0	21	0	149	237	151	220	4	1,062	7,662	2,334	7,253	1,088	
Missing	0	0	0	1	0	0	1	1	15	124	130	317	31	
Return To Owner	2	17	0	15	122	2	1	1	1,238	10,529	415	1,473	105	
Service	0	0	0	0	1	1	3	0	96	284	527	1,120	7	
Transfer	1	17	4	453	211	74	61	0	4,579	8,482	3,477	5,898	1,069	
Wildlife	0	0	0	0	0	0	0	20	0	0	0	0	433	
<b>Total</b>	<b>10</b>	<b>68</b>	<b>8</b>	<b>975</b>	<b>964</b>	<b>724</b>	<b>550</b>	<b>36</b>	<b>29,977</b>	<b>60,786</b>	<b>47,106</b>	<b>41,116</b>	<b>6,875</b>	



Earliest entry: 12/3/2018  
Latest entry: 12/31/2018

Daily Use Date: 10/30/2009  
Run Date: 1/11/2019 1:32:12 PM



**Russell County/Phenix City Animal Shelter**

**DEPOSITED REVENUE**

December 1, 2018 - December 31, 2018

ADOPTION	\$2,380.00
ADMIN FEE	\$290.00
DONATION	\$55.00
IMPOUND/INTAKE	\$325.00
RABIES	
RESTITUTION (Phenix City Cases)	
RESTITUTION (Russell County Cases)	
Received from Russell County	
Due from Russell County	

**GRAND TOTAL**

**\$3,050.00**

Monthly Shelter Operational Cost \$16,181.00

I do affirm that the information provided is true and correct this 31 December 2018



\_\_\_\_\_  
Raymond J. Smith, Chief of Police