

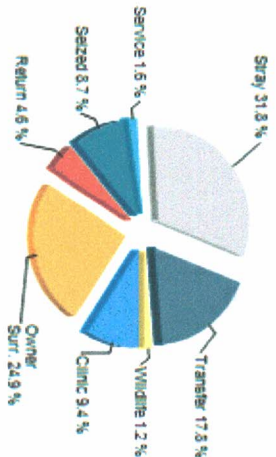

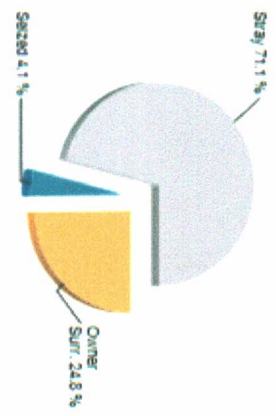
Start Date: March 01, 2019
End Date: March 31, 2019

Shelter Statistics - Intake

does not include your shelter's data

does not include your shelter's data

	Your Shelter			Alabama (57 organizations)			United States (2654 organizations)									
	Dog	Cat	Other	Dog	Cat	Other	Dog	Cat	Other							
	< year	year+	< year	< year	year+	< year	year+	< year	year+							
Intakes That were:																
Previously Altered	2	10	0	3	0	0	77	301	45	140	0	7,243	23,118	5,526	15,910	349
Totals by Intake																
Clinic	0	0	0	0	0	0	62	194	47	62	0	2,997	5,203	3,166	4,532	229
Owner Surrender	13	10	3	4	0	0	637	412	216	266	20	7,755	13,790	6,878	11,720	2,749
Return	0	0	0	0	0	0	25	40	14	14	0	1,433	3,775	703	1,881	143
Seized	0	5	0	0	0	0	47	109	22	32	14	1,997	7,964	818	3,112	1,042
Service	0	0	0	0	0	0	0	2	0	0	0	112	1,089	316	1,132	41
Stray	6	52	0	28	0	0	325	466	89	144	6	8,491	20,385	9,198	15,322	1,282
Transfer	0	0	0	0	0	0	64	55	16	24	0	11,107	9,682	4,232	5,225	409
Wildlife	0	0	0	0	0	0	0	0	0	0	5	0	0	0	0	2,147
Total	19	67	3	32	0	0	1,160	1,278	404	542	45	33,892	61,888	25,311	42,924	8,042



Earliest entry: 3/1/2019
Latest entry: 3/29/2019

Daily Use Date: 10/30/2009
Run Date: 4/2/2019 10:18:40 AM

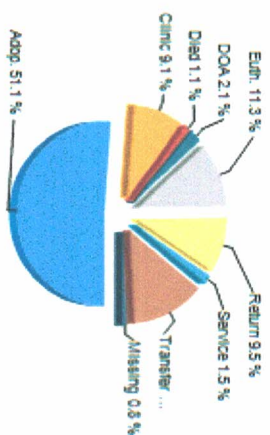
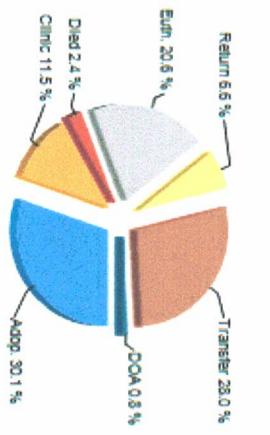
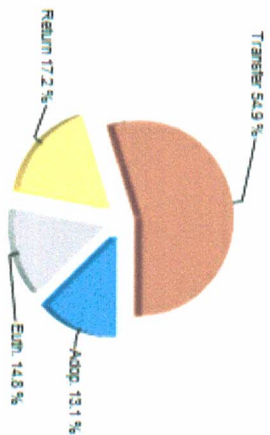


Shelter Statistics - Outcome

does not include your shelter's data

does not include your shelter's data

Person	Your Shelter			Alabama (57 organizations)			United States (2654 organizations)						
	Dog	Cat	Other	Dog	Cat	Other	Dog	Cat	Other				
	< year	year+	< year	< year	year+	< year	year+	< year	year+				
A) Have Email Address	2	4	0	273	394	180	156	13	21,166	28,763	13,859	19,807	2,658
B) Have Phone Number	5	30	2	383	643	232	210	18	25,838	44,698	17,482	27,238	3,817
C) Have ZipCode	5	30	2	375	642	233	210	19	25,660	44,223	17,280	26,707	3,770
Totals by Outcome													
Adoption	3	11	2	309	292	186	147	19	21,501	27,583	13,889	20,504	3,271
Clinic	0	0	0	62	193	47	60	0	2,909	4,926	3,056	4,426	90
Died	0	0	0	20	27	19	5	5	363	318	529	435	192
DOA	0	0	0	0	1	0	1	0	54	1,185	73	1,255	979
Euthanasia	1	4	0	154	258	44	187	7	975	7,639	1,110	7,840	1,668
Missing	0	0	0	0	1	0	3	0	38	217	138	335	19
Return To Owner	2	19	0	24	180	1	5	0	1,465	12,412	369	1,678	131
Service	0	0	0	0	6	1	1	0	79	430	383	1,673	20
Transfer	10	40	1	560	262	25	36	1	5,807	7,989	2,863	5,065	1,070
Wildlife	0	0	0	0	0	0	0	12	0	0	0	0	648
Total	16	74	3	1,129	1,220	323	445	44	33,191	62,699	22,410	43,211	8,088



Russell County/Phenix City Animal Shelter

DEPOSITED REVENUE

March 1, 2019 - March 31, 2019

ADOPTION	\$1,275.00
ADMIN FEE	\$160.00
DONATION	\$10.00
IMPOUND/INTAKE	\$600.00
RABIES	
RESTITUTION (Phenix City Cases)	
RESTITUTION (Russell County Cases)	
Received from Russell County	
Due from Russell County	

GRAND TOTAL

\$2,045.00

Monthly Shelter Operational Cost \$16,181.00

I do affirm that the information provided is true and correct this 29 March 2019



Raymond J. Smith, Chief of Police