

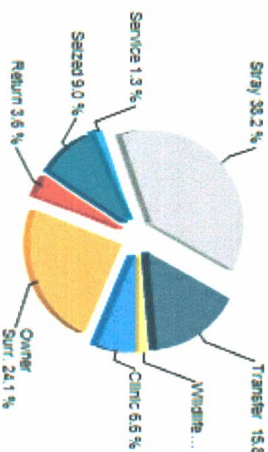
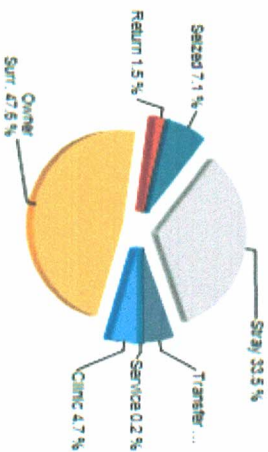
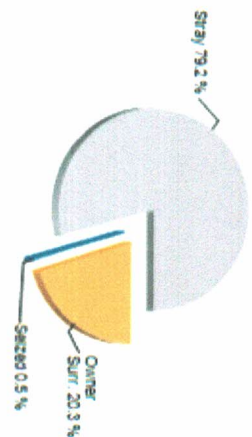
Start Date: May 01, 2019
End Date: May 31, 2019

Shelter Statistics - Intake

does not include your shelter's data

does not include your shelter's data

	Your Shelter			Alabama (57 organizations)			United States (2663 organizations)								
	Dog	Cat	Other	Dog	Cat	Other	Dog	Cat	Other						
	< year	year+	< year	year+	< year	year+	< year	year+	< year	year+					
Intakes That were:	0	8	1	4	0	75	214	39	138	0	7,168	22,692	5,481	15,204	381
Totals by Intake															
Previously Altered	0	8	1	4	0	75	214	39	138	0	7,168	22,692	5,481	15,204	381
Clinic	0	0	0	0	0	61	70	41	43	0	2,650	4,837	2,198	4,375	194
Owner Surrender	10	17	4	11	0	677	374	804	315	12	7,411	13,233	15,845	12,538	2,569
Return	0	0	0	0	0	20	22	9	19	0	1,230	3,615	685	1,976	163
Seized	0	1	0	0	0	76	118	63	50	21	2,337	8,502	2,452	4,398	1,617
Service	0	0	0	0	0	1	0	2	1	0	142	1,016	429	1,017	85
Stray	16	42	12	94	0	325	454	496	251	10	9,206	20,595	29,836	20,479	1,729
Transfer	0	0	0	0	0	105	57	56	32	0	10,130	8,964	9,744	4,727	298
Wildlife	0	0	0	0	0	0	0	0	0	3	0	0	0	0	3,131
Total	26	60	16	105	0	1,265	1,095	1,471	711	46	33,106	60,762	61,189	49,510	9,786



Earliest entry: 5/1/2019
Latest entry: 5/31/2019

Daily Use Date: 10/30/2009
Run Date: 6/4/2019 9:00:04 AM

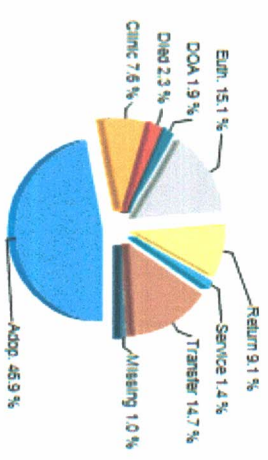
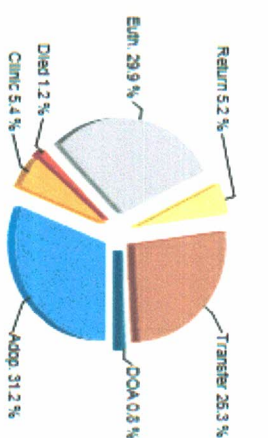
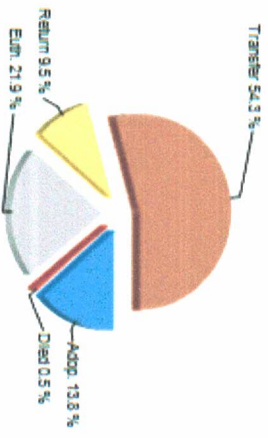


Shelter Statistics - Outcome

does not include your shelter's data

does not include your shelter's data

Person	Your Shelter			Alabama (57 organizations)			United States (2663 organizations)						
	Dog	Cat	Other	Dog	Cat	Other	Dog	Cat	Other				
	< year	year+	< year	< year	year+	< year	year+	< year	year+				
A) Have Email Address	11	7	5	260	324	264	153	4	19,186	26,131	18,929	17,465	2,271
B) Have Phone Number	16	26	6	365	570	404	259	13	23,725	42,348	23,429	25,201	3,940
C) Have ZipCode	15	26	6	378	566	401	266	13	23,607	41,861	23,198	24,468	3,825
Totals by Outcome													
Adoption	11	11	6	301	345	366	209	13	19,680	25,275	20,586	17,973	2,850
Clinic	0	0	0	60	71	41	43	0	2,621	4,647	2,177	4,301	166
Died	0	0	1	11	5	20	12	1	438	313	2,273	877	283
DOA	0	0	0	0	1	0	3	0	58	1,153	105	1,328	862
Euthanasia	0	11	0	169	275	461	270	7	1,213	8,523	5,594	10,577	1,949
Missing	0	0	0	0	0	1	1	0	23	71	36	134	16
Return To Owner	5	15	0	23	167	0	16	0	1,501	12,693	490	1,935	150
Service	0	0	0	0	2	1	6	0	84	352	380	1,723	10
Transfer	9	30	9	584	256	101	93	9	5,873	7,785	6,352	5,650	1,418
Wildlife	0	0	0	0	0	0	0	15	0	0	0	0	1,546
Total	25	67	16	1,148	1,122	991	653	45	31,491	60,812	37,993	44,498	9,250



Russell County/Phenix City Animal Shelter

DEPOSITED REVENUE

May 1, 2019 - May 31, 2019

ADOPTION	\$2,210.00
ADMIN FEE	\$280.00
DONATION	\$35.00
IMPOUND/INTAKE	\$350.00
RABIES	\$240.00
RESTITUTION (Phenix City Cases)	
RESTITUTION (Russell County Cases)	
Received from Russell County	
Due from Russell County	

GRAND TOTAL

\$3,115.00

Monthly Shelter Operational Cost \$16,181.00

I do affirm that the information provided is true and correct this 31 May 2019



Raymond J. Smith, Chief of Police