

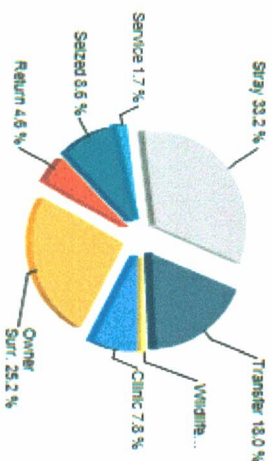
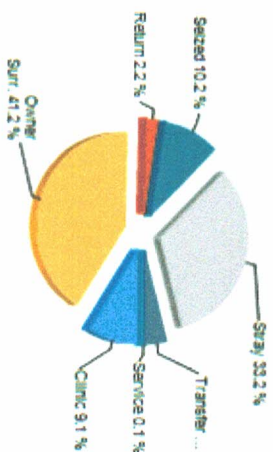
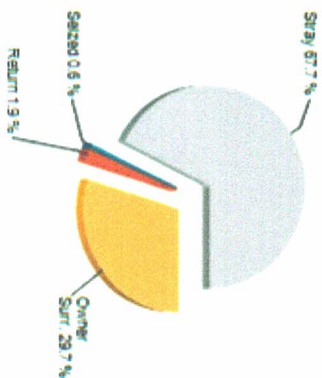
Start Date: December 01, 2019  
End Date: December 31, 2019

### Shelter Statistics - Intake

does not include your shelter's data

does not include your shelter's data

	Your Shelter			Alabama (32 organizations)			United States (1497 organizations)						
	Dog	Cat	Other	Dog	Cat	Other	Dog	Cat	Other				
	< year	year+	< year	< year	year+	< year	year+	< year	year+				
<b>Intakes That were:</b>	0	12	0	58	212	81	78	0	6,567	19,424	8,154	12,230	263
<b>Totals by Intake</b>													
Clinic	0	0	0	57	78	108	32	0	1,850	3,089	3,317	3,237	60
Owner Surrender	14	7	9	533	286	227	196	2	7,049	11,251	8,233	8,601	2,337
Return	0	1	2	10	32	13	11	0	1,098	3,188	1,042	1,406	122
Seized	0	1	0	73	144	27	52	13	1,978	6,818	837	2,300	904
Service	0	0	0	1	0	1	1	0	134	964	426	1,029	49
Stray	21	60	5	319	434	130	118	2	7,952	17,814	10,755	11,822	988
Transfer	0	0	0	55	49	9	4	1	9,245	8,522	5,541	3,014	503
Wildlife	0	0	0	0	0	0	0	1	0	0	0	0	1,216
<b>Total</b>	<b>35</b>	<b>69</b>	<b>16</b>	<b>1,048</b>	<b>1,023</b>	<b>515</b>	<b>414</b>	<b>19</b>	<b>29,306</b>	<b>51,646</b>	<b>30,151</b>	<b>31,409</b>	<b>6,189</b>



Earliest entry: 12/2/2019  
Latest entry: 12/31/2019

Daily Use Date: 10/30/2009  
Run Date: 1/14/2020 9:57:52 AM



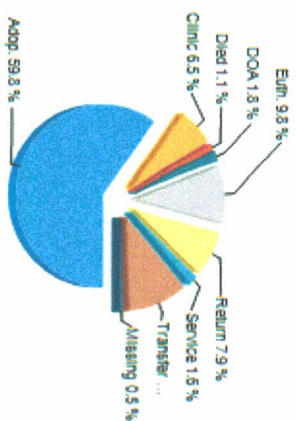
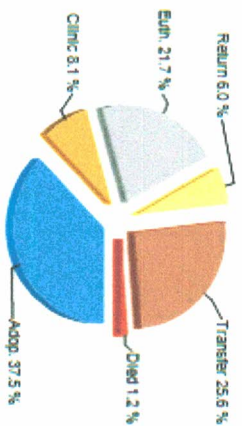
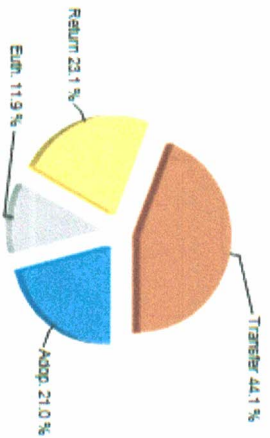
Start Date: December 01, 2019  
End Date: December 31, 2019

### Shelter Statistics - Outcome

does not include your shelter's data

does not include your shelter's data

Person	Your Shelter				Alabama (32 organizations)				United States (1497 organizations)					
	Dog	Cat	Other	Total	Dog	Cat	Other	Total	Dog	Cat	Other	Total		
	< year	year+	< year	year+	< year	year+	< year	year+	< year	year+	< year	year+		
A) Have Email Address	10	10	5	1	268	324	368	117	3	18,777	26,566	33,755	18,214	2,412
B) Have Phone Number	19	36	6	2	392	574	545	203	6	22,401	39,818	40,190	24,713	3,319
C) Have ZipCode	19	36	6	2	392	560	536	200	6	22,303	39,413	39,734	24,063	3,272
<b>Totals by Outcome</b>														
Adoption	11	11	6	2	325	349	425	169	5	19,365	26,529	36,176	19,420	3,028
Clinic	0	0	0	0	57	78	108	32	0	1,816	2,954	3,337	3,213	48
Died	0	0	0	0	5	3	9	6	0	267	262	760	568	150
DOA	0	0	0	0	0	1	0	1	1	52	1,200	62	1,227	574
Euthanasia	0	1	0	16	159	239	138	200	2	803	6,697	2,082	6,527	980
Missing	0	0	0	0	0	3	1	0	0	17	53	65	114	18
Return To Owner	8	25	0	0	24	161	12	6	1	1,280	10,468	447	1,418	128
Service	0	0	0	0	0	0	0	0	0	78	376	707	1,558	11
Transfer	10	28	7	18	390	261	144	74	0	4,498	6,720	3,588	3,632	808
Wildlife	0	0	0	0	0	0	0	0	10	0	0	0	0	639
<b>Total</b>	<b>29</b>	<b>65</b>	<b>13</b>	<b>36</b>	<b>960</b>	<b>1,095</b>	<b>837</b>	<b>488</b>	<b>19</b>	<b>28,176</b>	<b>55,259</b>	<b>47,224</b>	<b>37,677</b>	<b>6,384</b>



Earliest entry: 12/2/2019  
Latest entry: 12/31/2019

Daily Use Date: 10/30/2009  
Run Date: 1/14/2020 9:57:52 AM



**Russell County/Phenix City Animal Shelter**

**DEPOSITED REVENUE**

December 1, 2019 - December 31, 2019

ADOPTION	\$2,380.00
ADMIN FEE	\$300.00
DONATION	\$60.00
IMPOUND/INTAKE	\$950.00
RABIES	\$0.00
RESTITUTION (Phenix City Cases)	\$0.00
RESTITUTION (Russell County Cases)	\$0.00
Received from Russell County	
Due from Russell County	

**GRAND TOTAL**

**\$3,690.00**

Monthly Shelter Operational Cost \$16,181.00

I do affirm that the information provided is true and correct this 31 December 2019



\_\_\_\_\_  
Raymond J. Smith, Chief of Police