

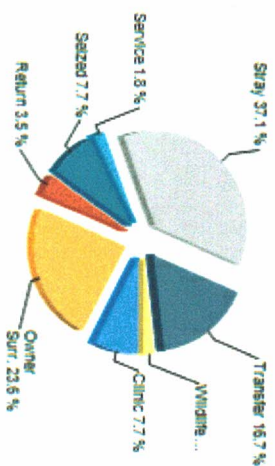
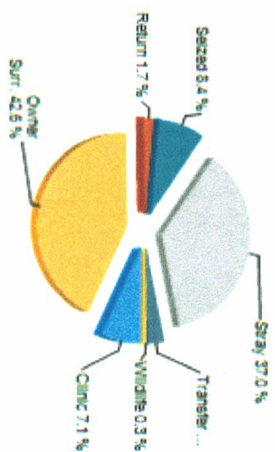
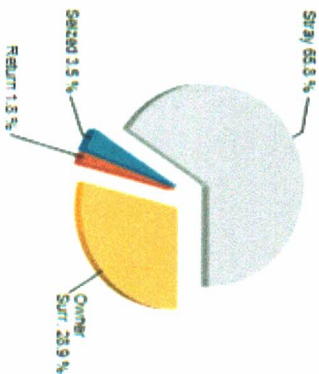
Start Date: August 01, 2020
End Date: August 31, 2020

Shelter Statistics - Intake

	Your Shelter			Alabama (32 organizations)			United States (1513 organizations)								
	Dog	Cat	Other	Dog	Cat	Other	Dog	Cat	Other						
	< year	year+	< year	< year	year+	< year	year+	< year	year+						
Intakes That were:															
Previously Altered	0	9	0	1	0	79	142	91	62	0	4,768	16,102	7,676	11,512	223
Totals by Intake															
Clinic	0	0	0	0	0	61	43	81	35	0	1,708	3,109	3,613	4,161	74
Owner Surrender	15	11	1	6	0	423	223	509	162	2	5,048	9,563	12,671	9,327	2,095
Return	0	1	0	1	0	7	26	9	11	0	839	2,586	917	1,316	92
Seized	0	4	0	0	0	67	127	37	27	1	1,659	5,997	1,761	2,337	876
Service	0	0	0	0	0	0	0	0	0	0	88	784	782	1,234	69
Stray	2	37	3	33	0	285	328	364	168	1	5,867	14,568	24,749	14,099	1,536
Transfer	0	0	0	0	0	52	28	10	3	0	7,876	7,804	8,223	3,215	333
Wildlife	0	0	0	0	0	0	0	0	0	8	0	0	0	0	3,059
Total	17	53	4	40	0	895	775	1,010	406	12	23,085	44,411	52,716	35,689	8,134

does not include your shelter's data

does not include your shelter's data



Earliest entry: 8/3/2020
Latest entry: 8/31/2020

Daily Use Date: 10/30/2009
Run Date: 9/1/2020 3:39:36 PM



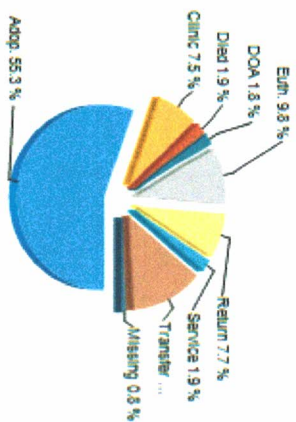
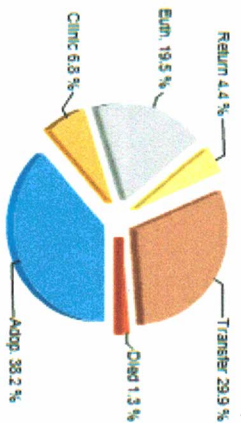
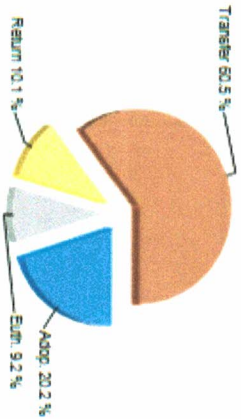
Start Date: August 01, 2020
End Date: August 31, 2020

Shelter Statistics - Outcome

does not include your shelter's data

does not include your shelter's data

Person	Your Shelter				Alabama (32 organizations)				United States (1513 organizations)					
	Dog	Cat	Other	Total	Dog	Cat	Other	Total	Dog	Cat	Other	Total		
	< year	year+	< year	year+	< year	year+	< year	year+	< year	year+	< year	year+		
A) Have Email Address	3	16	1	1	304	230	422	131	2	15,179	21,560	36,352	15,469	2,326
B) Have Phone Number	5	29	1	1	357	413	593	200	2	17,705	32,168	41,861	20,943	3,327
C) Have ZipCode	5	28	1	1	365	419	587	194	2	17,564	31,871	41,341	20,421	3,209
Totals by Outcome														
Adoption	4	18	1	1	291	266	512	161	2	15,037	20,214	37,401	14,887	2,745
Clinic	0	0	0	0	59	43	81	35	0	1,643	2,889	3,518	4,076	75
Died	0	0	0	0	7	3	15	4	0	192	194	1,789	649	306
DOA	0	0	0	0	0	3	0	0	1	58	906	103	964	972
Euthanasia	0	5	0	6	124	123	265	114	1	473	4,491	3,315	5,981	1,659
Missing	0	0	0	0	0	0	0	2	0	6	32	25	50	3
Return To Owner	1	11	0	0	19	115	2	5	0	1,054	9,290	429	1,542	193
Service	0	0	0	0	0	0	0	0	0	74	307	1,090	1,643	24
Transfer	12	23	4	33	520	265	123	53	2	4,286	6,387	5,950	4,253	741
Wildlife	0	0	0	0	0	0	0	0	7	0	0	0	0	1,216
Total	17	57	5	40	1,020	818	998	374	13	22,823	44,710	53,620	34,045	7,934



Earliest entry: 8/3/2020
Latest entry: 8/31/2020

Daily Use Date: 10/30/2009
Run Date: 9/1/2020 3:39:36 PM



Russell County/Phenix City Animal Shelter

DEPOSITED REVENUE

August 1, 2020 - August 31, 2020

ADOPTION	\$935.00
ADMIN FEE	\$130.00
DONATION	\$100.00
IMPOUND/INTAKE	\$134.10
RABIES	\$0.00
RESTITUTION (Phenix City Cases)	\$0.00
RESTITUTION (Russell County Cases)	\$0.00
Received from Russell County	
Due from Russell County	

GRAND TOTAL

\$1,299.10

Monthly Shelter Operational Cost \$16,181.00

I do affirm that the information provided is true and correct this 31 August 2020



Raymond J. Smith, Chief of Police