

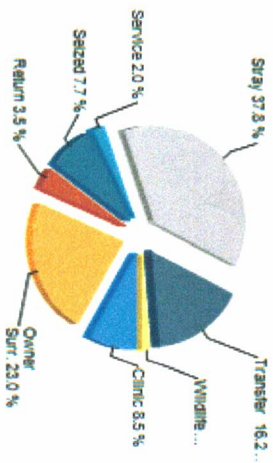
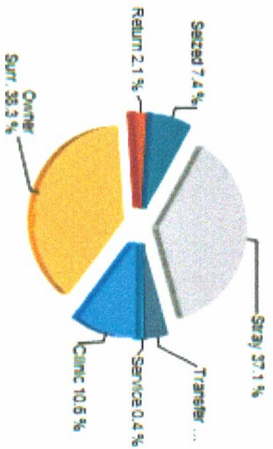
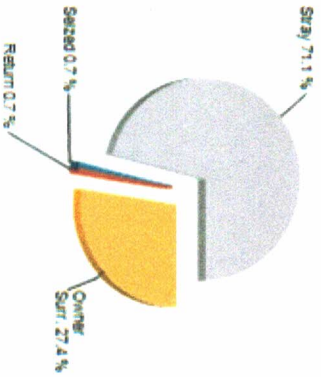
Start Date: October 01, 2020  
End Date: October 31, 2020

### Shelter Statistics - Intake

Does not include your shelter's data

Does not include your shelter's data

	Your Shelter			Alabama (32 organizations)			United States (1508 organizations)							
	Dog	Cat	Other	Dog	Cat	Other	Dog	Cat	Other					
	< year	year+		< year	year+		< year	year+						
<b>Intakes That were:</b>	0	9	0	66	261	64	83	0	4,848	16,737	8,522	12,146	257	
<b>Previously Altered</b>	0	9	0	66	261	64	83	0	4,848	16,737	8,522	12,146	257	
<b>Totals by Intake</b>														
Clinic	0	0	0	57	104	117	70	0	1,736	3,589	4,076	4,678	124	
Owner Surrender	2	5	1	380	265	413	192	7	5,256	9,720	12,335	9,158	2,005	
Return	0	1	0	13	33	14	8	0	863	2,574	994	1,342	100	
Seized	0	1	0	34	127	39	43	1	1,548	5,943	1,714	2,478	1,173	
Service	0	0	0	0	0	0	1	0	107	853	822	1,462	76	
Stray	4	66	0	278	418	358	164	1	6,725	15,733	23,609	15,715	1,391	
Transfer	0	0	0	60	41	24	7	0	7,883	8,073	7,981	2,936	241	
Wildlife	0	0	0	0	0	0	0	13	0	0	0	0	2,217	
<b>Total</b>	<b>6</b>	<b>73</b>	<b>1</b>	<b>822</b>	<b>988</b>	<b>965</b>	<b>485</b>	<b>22</b>	<b>24,118</b>	<b>46,485</b>	<b>51,531</b>	<b>37,769</b>	<b>7,327</b>	



Earliest entry: 10/1/2020  
Latest entry: 10/30/2020

Daily Use Date: 10/30/2009  
Run Date: 11/13/2020 2:31:58 PM



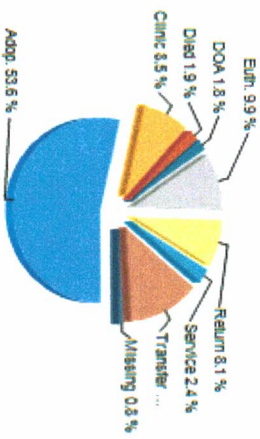
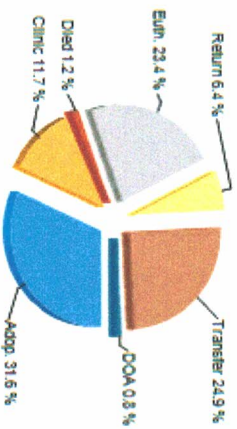
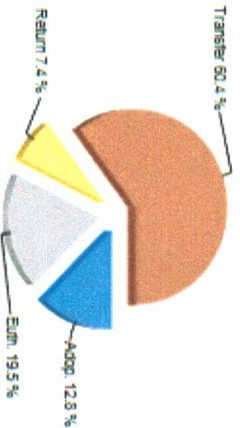
# Shelter Statistics - Outcome

Start Date: October 01, 2020  
End Date: October 31, 2020

Does not include your shelter's data

Does not include your shelter's data

Person	Your Shelter			Alabama (32 organizations)			United States (1508 organizations)						
	Dog	Cat	Other	Dog	Cat	Other	Dog	Cat	Other				
	< year	year+	< year	< year	year+	< year	year+	< year	year+				
A) Have Email Address	2	12	0	201	303	358	159	5	15,106	22,293	37,320	16,697	2,437
B) Have Phone Number	4	22	0	238	501	472	224	10	17,759	33,878	43,144	22,894	3,112
C) Have ZipCode	4	22	0	246	508	469	219	10	17,652	33,405	42,563	21,941	3,055
<b>Totals by Outcome</b>													
Adoption	2	13	0	174	251	354	145	10	14,919	20,236	38,040	15,456	2,657
Clinic	0	0	0	58	103	116	70	0	1,743	3,701	4,078	4,855	117
Died	0	0	0	5	4	21	4	0	203	217	1,814	771	160
DOA	0	0	0	0	3	1	0	0	64	988	98	1,110	759
Euthanasia	0	1	0	100	172	233	185	1	438	4,753	3,432	7,080	1,183
Missing	0	0	0	1	4	2	0	0	8	40	34	54	7
Return To Owner	2	9	0	16	157	5	11	0	1,140	10,127	515	1,817	157
Service	0	0	0	0	0	0	0	0	60	360	1,254	2,346	31
Transfer	4	43	5	349	245	81	60	1	4,285	7,202	5,619	4,626	667
Wildlife	0	0	0	0	0	0	0	12	0	0	0	0	1,278
<b>Total</b>	<b>8</b>	<b>66</b>	<b>5</b>	<b>703</b>	<b>939</b>	<b>813</b>	<b>475</b>	<b>24</b>	<b>22,860</b>	<b>47,624</b>	<b>54,884</b>	<b>38,115</b>	<b>7,016</b>



**Russell County/Phenix City Animal Shelter**

**DEPOSITED REVENUE**

October 1, 2020 - October31, 2020

ADOPTION	\$1,530.00
ADMIN FEE	\$420.00
DONATION	\$165.00
IMPOUND/INTAKE	\$275.00
RABIES	\$0.00
RESTITUTION (Phenix City Cases)	\$0.00
RESTITUTION (Russell County Cases)	\$0.00
Received from Russell County	
Due from Russell County	

**GRAND TOTAL**

**\$2,390.00**

Monthly Shelter Operational Cost \$16,181.00

I do affirm that the information provided is true and correct this 31 October 2020



\_\_\_\_\_  
Raymond J. Smith, Chief of Police